


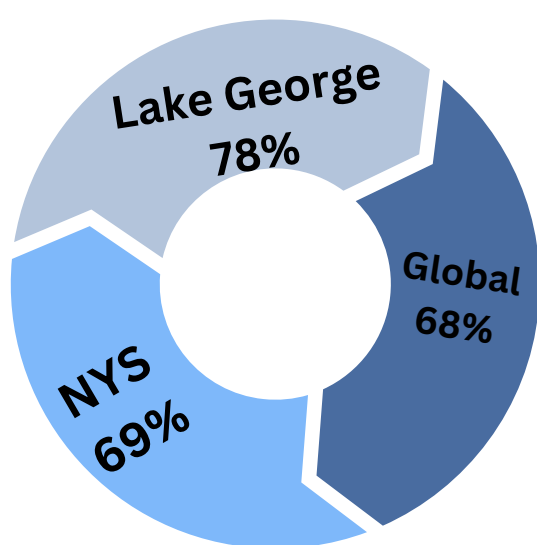


# 2023-2024 ASSESSMENT DATA

## 1 Advanced Placement Results

Lake George Students outperformed the statewide and global averages by a significant margin.

- 73 out of 94 of Lake George High School Students scored a 3 or higher on the AP Exam on the Spring 2024 Exams

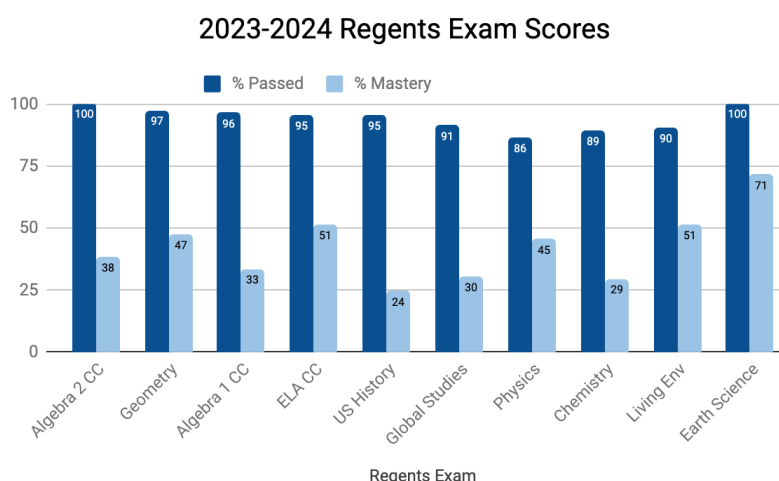


## 2 Advanced Placement Participation


25 out of 57, or 44%, students in the Class of 2024 have completed at least 1 AP Course.

## 3 NYS Regents Examinations

Regents examinations are known for their rigor and are an important measure of student achievement. Lake George demonstrates performing at a significantly higher level than NYS. This demonstrates a commitment to excellence in education and a strong academic foundation for its students. This achievement highlights the effectiveness of the educational programs and support systems in place at Lake George.



## NYS Math 3-8 Proficiency



NYS Avg:

Grade 3: 54%    Grade 4: 58%    Grade 5: 49%  
Grade 6: 51%    Grade 7: 57%    Grade 8: 41%

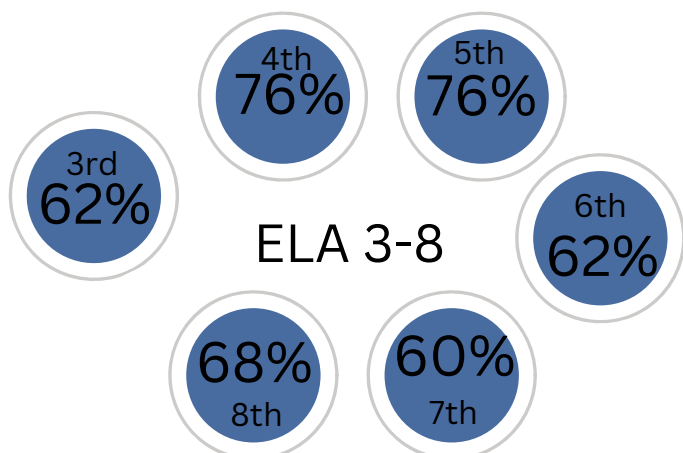
## 4 NYS 3-8 Math Assessments

Lake George student performance on Grade 3-8 math state exam continue to be among the highest in the area. These exams play a crucial role in assessing students' mastery of learning standards and guiding classroom instruction effectively. They provide valuable insights into students' strengths and areas where they may need additional support.

## 5 NYS 3-8 ELA Assessment

These exams indeed serve as critical tools for assessing students' achievement and guiding instructional practices to address any areas of weakness. By consistently achieving high results on these exams, Lake George demonstrates its commitment to providing students with a quality education and the support they need to succeed academically.

## NYS ELA 3-8 Proficiency



NYS Avg:

Grade 3: 43%    Grade 4: 47%    Grade 5: 44%  
Grade 6: 44%    Grade 7: 50%    Grade 8: 52%



# 2023 - 2024

## ACCOUNTABILITY MEASURES & RECOGNITIONS

### 1 Attendance Accountability Measure

A low rate of chronic absenteeism at Lake George compared to the state indicates a strong emphasis on promoting regular attendance and creating a positive school environment conducive to learning.



LGES Chronic Absenteeism Rate  
10.1%

LGHS Chronic Absenteeism Rate  
13.3%

NYS Elementary Chronic Absenteeism Rate  
25.1%

NYS High School Chronic Absenteeism Rate  
31.5%



### 2 Graduation Rate

2024 Lake George Graduation Rate  
92%

2024 Lake George Advanced Regents  
63%

2024 NYS Graduation Rate  
86%

2024 NYS Advanced Regents  
33%

### 3 LGES Recognitions

- 49th in NYS in ELA 3-8 Testing
- 49th in NYS in Math 3-8 Testing
- US News and World Report 640 out of 3,800
- Leader in Me Academic Honor School



### 4 LGHS Recognitions

- US News Ranking #3 in Glens Falls Metro Area out of 19 area schools
- US News Ranking #235 out of 1,367 in New York State
- US News Ranking #2,528 out of 17,680 nationwide

### 5 Extra-Curricular Recognitions

- FBLA - National Qualifiers
- VEX Robotics - World Qualifier
- Quiz Bowl - National Qualifier
- NYSPHSAA State Participants (4 teams)
- NYSPHSAA Scholar Athlete Teams (16 teams)

